



**HİLAL**  
Alüminyum

## PROFİL KATALOĐU


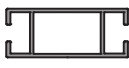


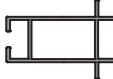
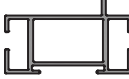



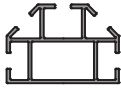
# VİTRİN PROFİLLERİ

SHOWCASE PROFILE

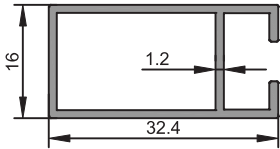
★ Profil Ağırlıkları Teorik Olup Teslim Anındaki Ağırlık Geçerlidir

★ *Weight of profiles are theoretical, net weight will valid at the time of delivery.*

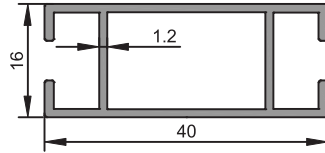
★ Yandaki profil birim ağırlıkları, bilgisayarda hesaplanmış teorik ağırlıklardır.

PROFİL KESİTİ	PROFİL KODU	PROFİL ADI	AĞIRLIK	ATALET MOMENTLERİ		SAYFA NO
				$J_x$ (cm <sup>4</sup> )	$J_y$ (cm <sup>4</sup> )	
	1399	...	0,540 kg/m	...	...	
	1143	...	0,665 kg/m	...	...	
	1061	...	0,572 kg/m	...	...	
	1052	...	0,727 kg/m	...	...	
	1246	...	0,727 kg/m	...	...	
	1802	...	0,768 kg/m	...	...	
	1803	...	0,740 kg/m	...	...	
	1100	...	0,655 kg/m	...	...	
	1051	...	0,606 kg/m	...	...	
	1101	...	0,935 kg/m	...	...	

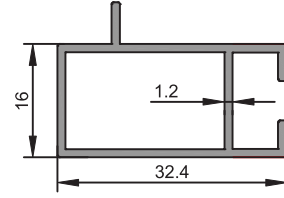
★ Yandaki profil birim ağırlıkları, bilgisayarda hesaplanmış teorik ağırlıklardır.



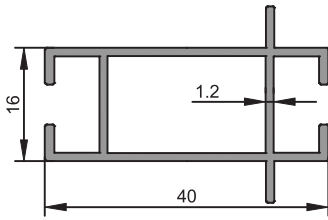
**1399**  
0,540 kg/m



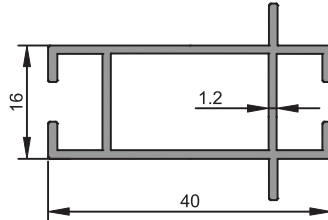
**1143**  
0,665 kg/m



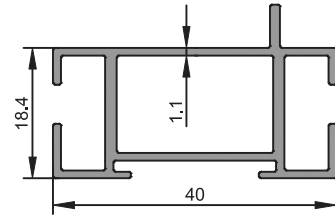
**1061**  
0,572 kg/m



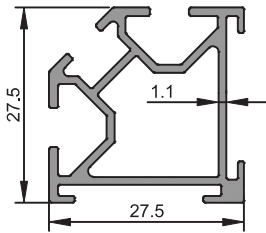
**1052**  
0,727 kg/m



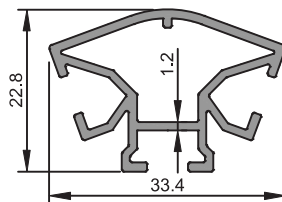
**1246**  
0,727 kg/m



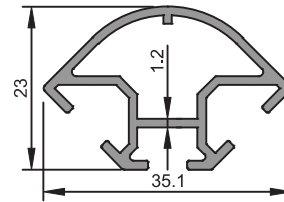
**1802**  
0,768kg/m



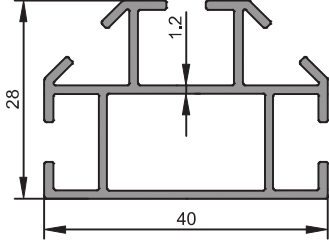
**1803**  
0,740 kg/m



**1100**  
0,655 kg/m



**1051**  
0,606 kg/m



<b>1101</b>
0,935 kg/m

★ Yandaki profil birim ağırlıkları, bilgisayarda hesaplanmış teorik ağırlıklardır.