



**HİLAL**  
Alüminyum

**PROFİL KATALOĐU**



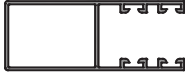









# **PANJUR PROFİLLERİ**

*SHUTTER PROFILES*

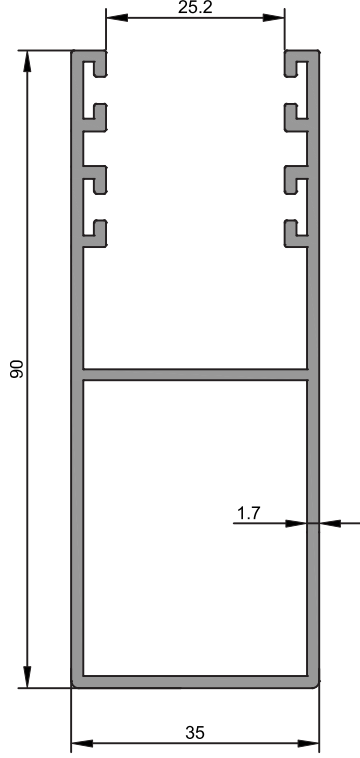
★ Profil Ağırlıkları Teorik Olup Teslim Anındaki Ağırlık Geçerlidir

★ *Weight of profiles are theoretical, net weight will valid at the time of delivery.*

★ Yandaki profil birim ağırlıkları, bilgisayarda hesaplanmış teorik ağırlıklardır.

PROFİL KESİTİ	PROFİL KODU	PROFİL ADI	AĞIRLIK	ATALET MOMENTLERİ		SAYFA NO
				$J_x$ (cm <sup>4</sup> )	$J_y$ (cm <sup>4</sup> )	
	1324	Panjur Profili	1,296 kg/m	...	...	
	1686	Panjur Profili	1,133 kg/m	...	...	
	1323	Panjur Profili	0,880 kg/m	...	...	
	1322	Panjur Profili	0,591 kg/m	...	...	
	1325	Panjur Profili	0,409 kg/m	...	...	
	1685	Panjur Profili	0,588 kg/m	...	...	
	1138	Panjur Profili	0,580 kg/m	...	...	
	1326	Panjur Profili	0,585 kg/m	...	...	
	1558	Panjur Profili	0,601 kg/m	...	...	
	1327	Panjur Profili	0,451 kg/m	...	...	
	1562	Panjur Profili	0,353 kg/m	...	...	
	1556	Panjur Profili	0,381 kg/m	...	...	

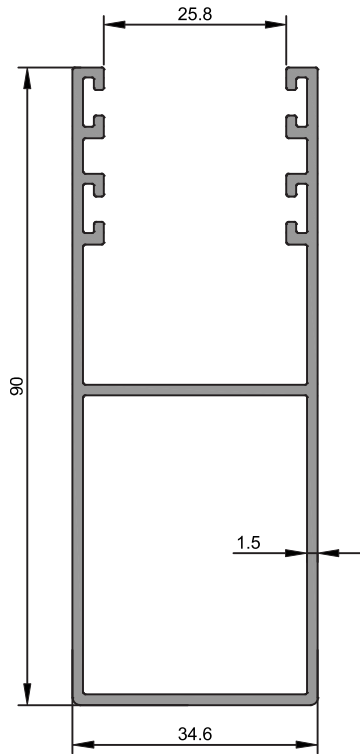
★ Yandaki profil birim ağırlıkları, bilgisayarda hesaplanmış teorik ağırlıklardır.



**1324**

Panjur Profili

1,296 kg/m

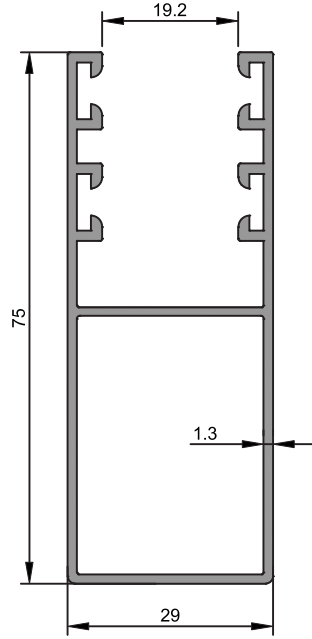


**1686**

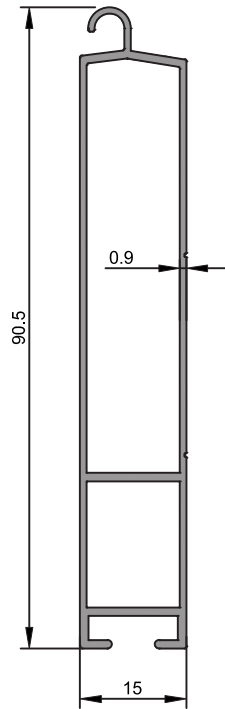
Panjur Profili

1,133 kg/m

★ Yandaki profil birim ağırlıkları, bilgisayarda hesaplanmış teorik ağırlıklardır.

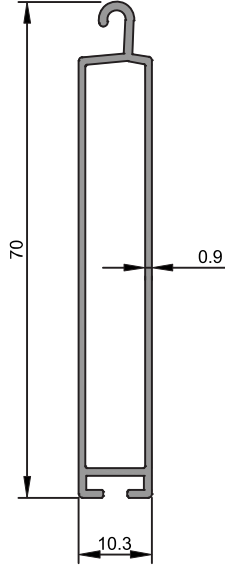


<b>1323</b>
Panjur Profili
0,880 kg/m

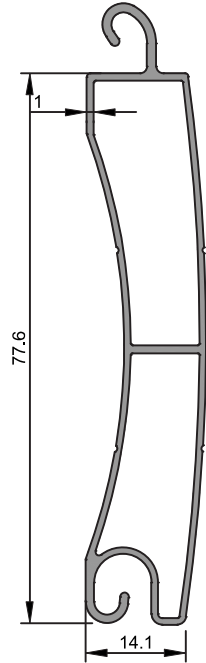


<b>1322</b>
Panjur Profili
0,591 kg/m

★ Yandaki profil birim ağırlıkları, bilgisayarda hesaplanmış teorik ağırlıklardır.

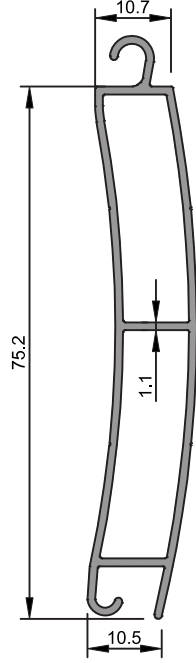


<b>1325</b>
Panjur Profili
0,409 kg/m

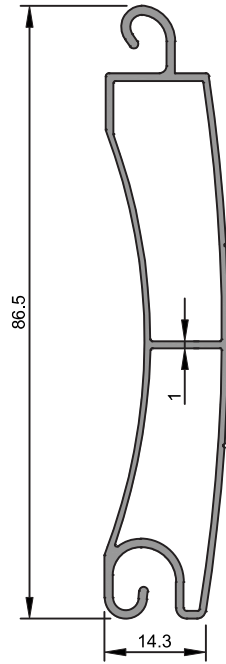


<b>1685</b>
Panjur Profili
0,588 kg/m

★ Yandaki profil birim ağırlıkları, bilgisayarda hesaplanmış teorik ağırlıklardır.

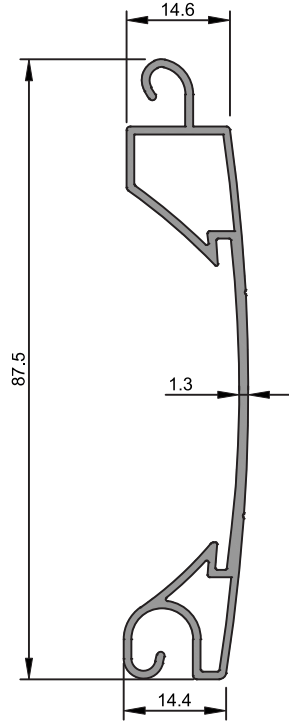


<b>1138</b>
Panjur Profili
0,580 kg/m

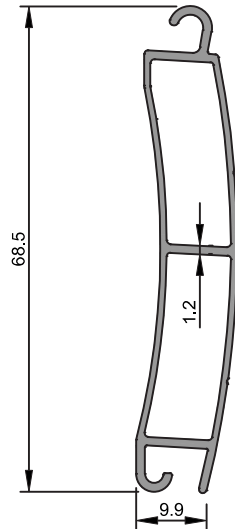


<b>1326</b>
Panjur Profili
0,585 kg/m

★ Yandaki profil birim ağırlıkları, bilgisayarda hesaplanmış teorik ağırlıklardır.

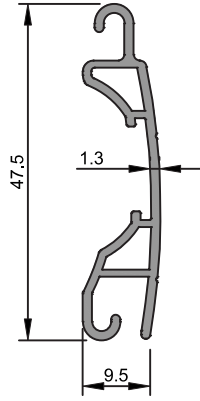


<b>1558</b>
Panjur Profili
0,601 kg/m

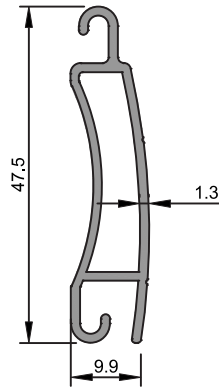


<b>1327</b>
Panjur Profili
0,451 kg/m

★ Yandaki profil birim ağırlıkları, bilgisayarda hesaplanmış teorik ağırlıklardır.



<b>1562</b>
Panjur Profili
0,353 kg/m



<b>1556</b>
Panjur Profili
0,381 kg/m