



**HİLAL**  
Alüminyum











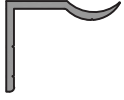



**PROFİL KATALOĐU**

# **KARE KÜPEŐTE PROFİLLERİ**

*SQUARE PROFILES*












★ Profil Ađırlıkları Teorik Olup Teslim Anındaki Ađırlık Geerlidir

★ *Weight of profiles are theoretical, net weight will valid at the time of delivery.*

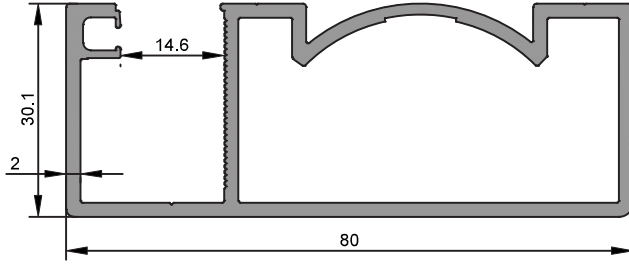
PROFİL KESİTİ	PROFİL KODU	PROFİL ADI	AĞIRLIK	ATALET MOMENTLERİ		SAYFA NO
				$J_x$ (cm <sup>4</sup> )	$J_y$ (cm <sup>4</sup> )	
	2877	80'lik Üst Profil	1,300 kg/m	...	...	
	2808	60'lık Üst Profil	0,856 kg/m	...	...	
	2878	Alt Profil	0,485 kg/m	...	...	
	2879	40'lık Dikme Profili	1,165 kg/m	...	...	
	2893	Dikme Kapak	0,055 kg/m	...	...	
	2880	Alt Profil Kapak	0,058 kg/m	...	...	
	3531	14'lük Emniyet Çubuğu	0,260 kg/m	...	...	
	4040	Küpeşte Profili	0,921 kg/m	...	...	
	4041	Küpeşte Profili	1,951 kg/m	...	...	
	4042	Küpeşte Profili	2,196 kg/m	...	...	
	4043	Küpeşte Profili	1,680 kg/m	...	...	
	4044	Küpeşte Profili	0,058 kg/m	...	...	
	4045	Küpeşte Profili	0,586 kg/m	...	...	
	4046	Küpeşte Profili	4,427 kg/m	...	...	

★ Yandaki profil birim ağırlıkları, bilgisayarda hesaplanmış teorik ağırlıklardır.

★ Yandaki profil birim ağırlıkları, bilgisayarda hesaplanmış teorik ağırlıklardır.

PROFİL KESİTİ	PROFİL KODU	PROFİL ADI	AĞIRLIK	ATALET MOMENTLERİ		SAYFA NO
				$J_x$ (cm <sup>4</sup> )	$J_y$ (cm <sup>4</sup> )	
	4361	Küpeşte Profili	0,077 kg/m	...	...	
	4362	Küpeşte Profili	0,363 kg/m	...	...	
	4363	Küpeşte Profili	0,087 kg/m	...	...	
	4364	Küpeşte Profili	0,114 kg/m	...	...	
	4365	Küpeşte Profili	0,179 kg/m	...	...	
	4366	Küpeşte Profili	0,683 kg/m	...	...	
	4367	Küpeşte Profili	0,081 kg/m	...	...	
	4368	Küpeşte Profili	0,824 kg/m	...	...	
	4369	Küpeşte Profili	0,076 kg/m	...	...	
	4370	Küpeşte Profili	0,704 kg/m	...	...	
	4371	Küpeşte Profili	0,718 kg/m	...	...	
				...	...	
				...	...	
				...	...	

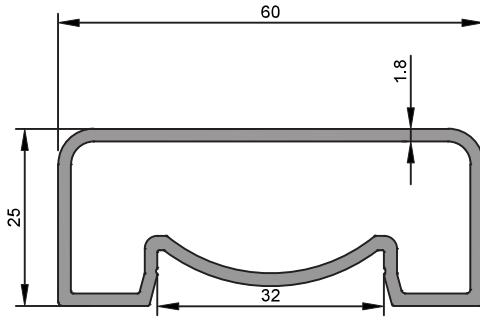
★ Yandaki profil birim ağırlıkları, bilgisayarda hesaplanmış teorik ağırlıklardır.



**2877**

80'lik Üst Profil

1,300 kg/m

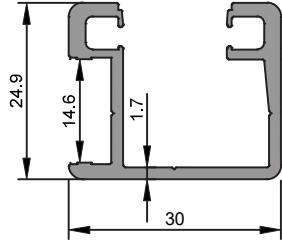


**2808**

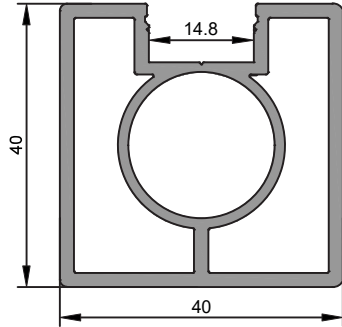
60'lik Üst Profil

0,856 kg/m

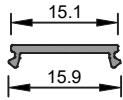
★ Yandaki profil birim ağırlıkları, bilgisayarda hesaplanmış teorik ağırlıklardır.



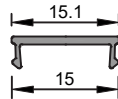
<b>2878</b>
Alt Profil
0,485 kg/m



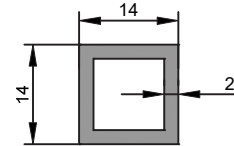
<b>2879</b>
40'luk Dikme Profili
1,165 kg/m



<b>2893</b>
Dikme Kapak
0,055 kg/m

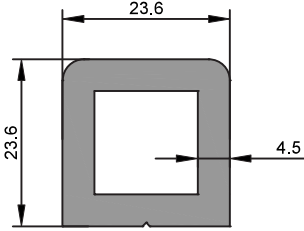


<b>2880</b>
Alt Profil Kapak
0,058 kg/m

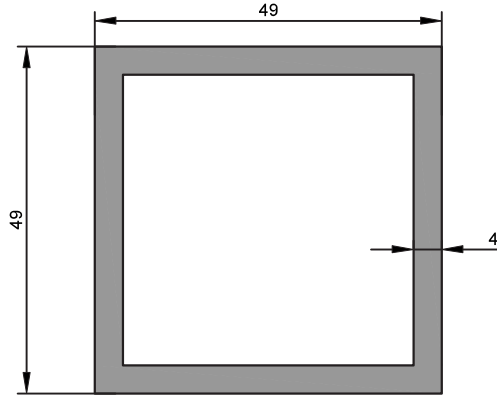


<b>3531</b>
14'lük Emniyet Çubuğu
0,260 kg/m

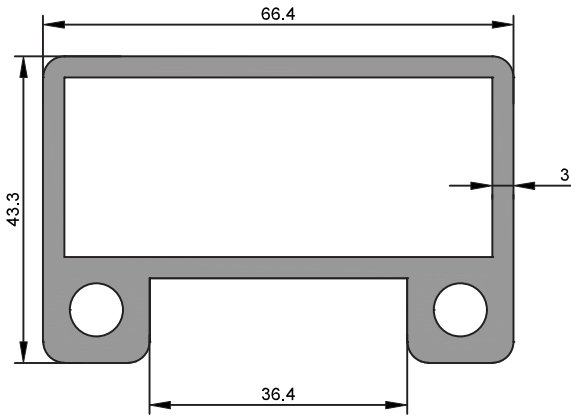
★ Yandaki profil birim ağırlıkları, bilgisayarda hesaplanmış teorik ağırlıklardır.



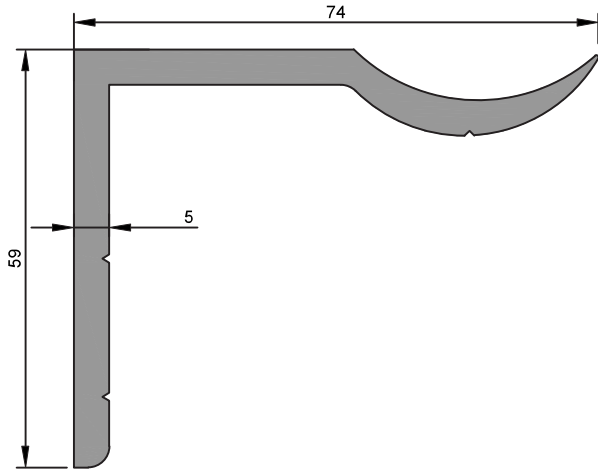
<b>4040</b>
Küpeşte Profil
0,921 kg/m



<b>4041</b>
Küpeşte Profil
1,951 kg/m

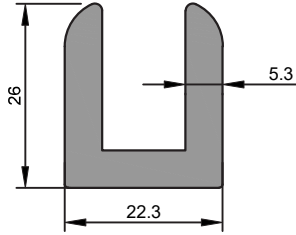


<b>4042</b>
Küpeşte Profil
2,196 kg/m

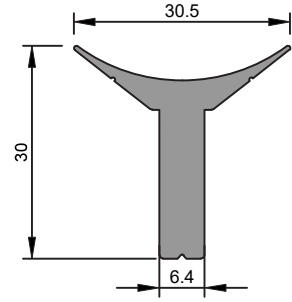


<b>4043</b>
Küpeşte Profil
1,680 kg/m

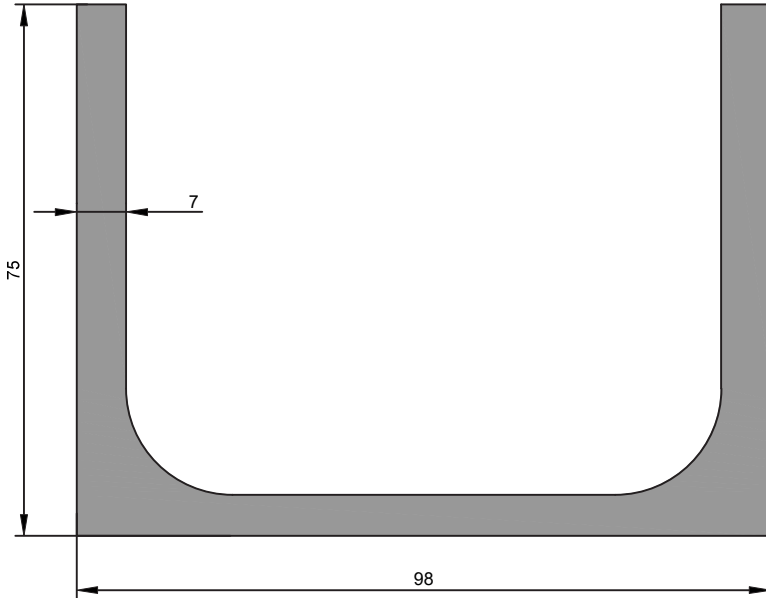
★ Yandaki profil birim ağırlıkları, bilgisayarda hesaplanmış teorik ağırlıklardır.



<b>4044</b>
Alt Profil Kapak
0,058 kg/m

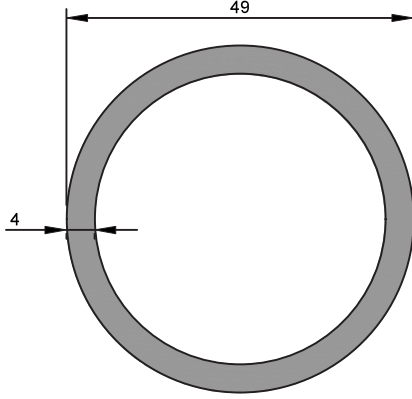


<b>4045</b>
Küpeşte Profil
0,586 kg/m

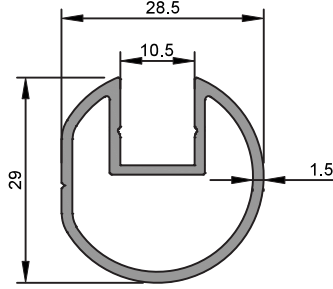


<b>4046</b>
Küpeşte Profil
4,427 kg/m

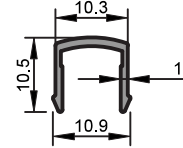
★ Yandaki profil birim ağırlıkları, bilgisayarda hesaplanmış teorik ağırlıklardır.



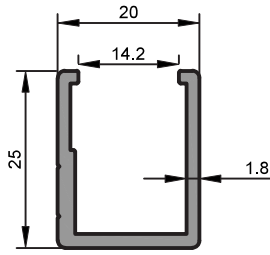
<b>4047</b>
Küpeşte Profil
1,533 kg/m



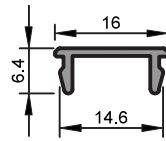
<b>4360</b>
Küpeşte Profil
0,450 kg/m



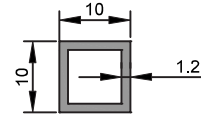
<b>4361</b>
Küpeşte Profil
0,077 kg/m



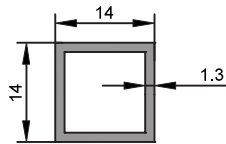
<b>4362</b>
Küpeşte Profil
0,363 kg/m



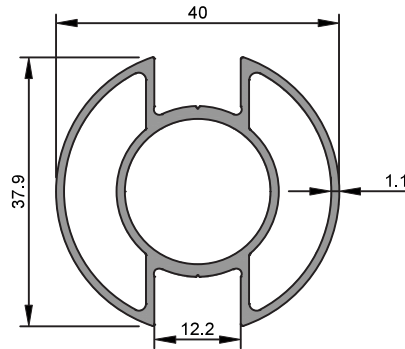
<b>4363</b>
Küpeşte Profil
0,087 kg/m



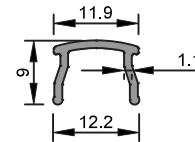
<b>4364</b>
Küpeşte Profil
0,114 kg/m



<b>4365</b>
Küpeşte Profil
0,179 kg/m



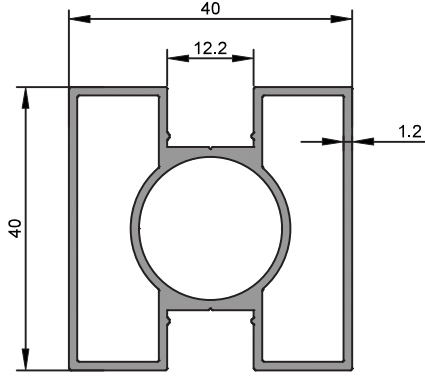
<b>4366</b>
Küpeşte Profil
0,683 kg/m



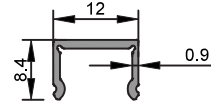
<b>4367</b>
Küpeşte Profil
0,081 kg/m



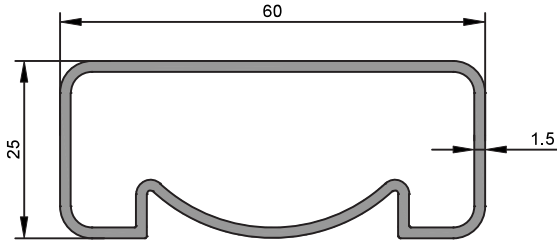
★ Yandaki profil birim ağırlıkları, bilgisayarda hesaplanmış teorik ağırlıklardır.



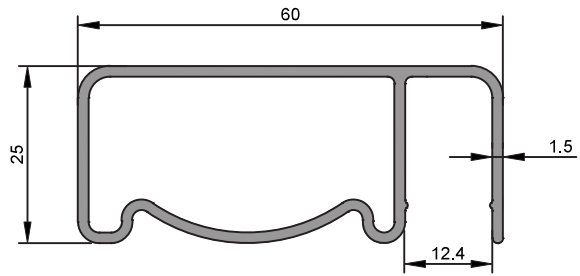
<b>4368</b>
Küpeşte Profil
0,824 kg/m



<b>4369</b>
Küpeşte Profil
0,076 kg/m



<b>4370</b>
Küpeşte Profil
0,704 kg/m



<b>4371</b>
Küpeşte Profil
0,718 kg/m

